

## Instructions for turning on closed captions for YouTube videos

For more details on size, style settings, see




<https://support.google.com/youtube/answer/100078?co=GENIE.Platform%3DiOS&hl=en&oco=2>

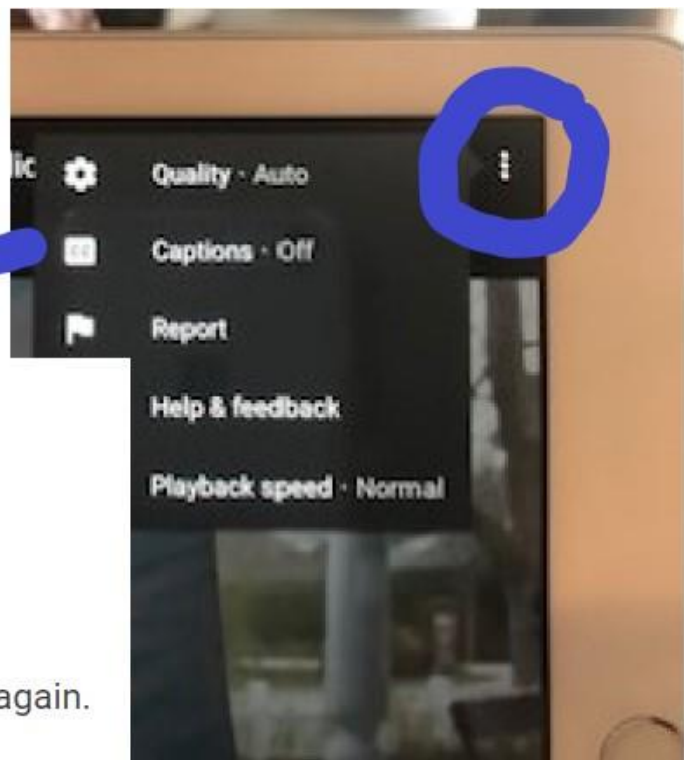
---

### *Closed captions for iPad and iPhone*

---

#### Turn captions on or off

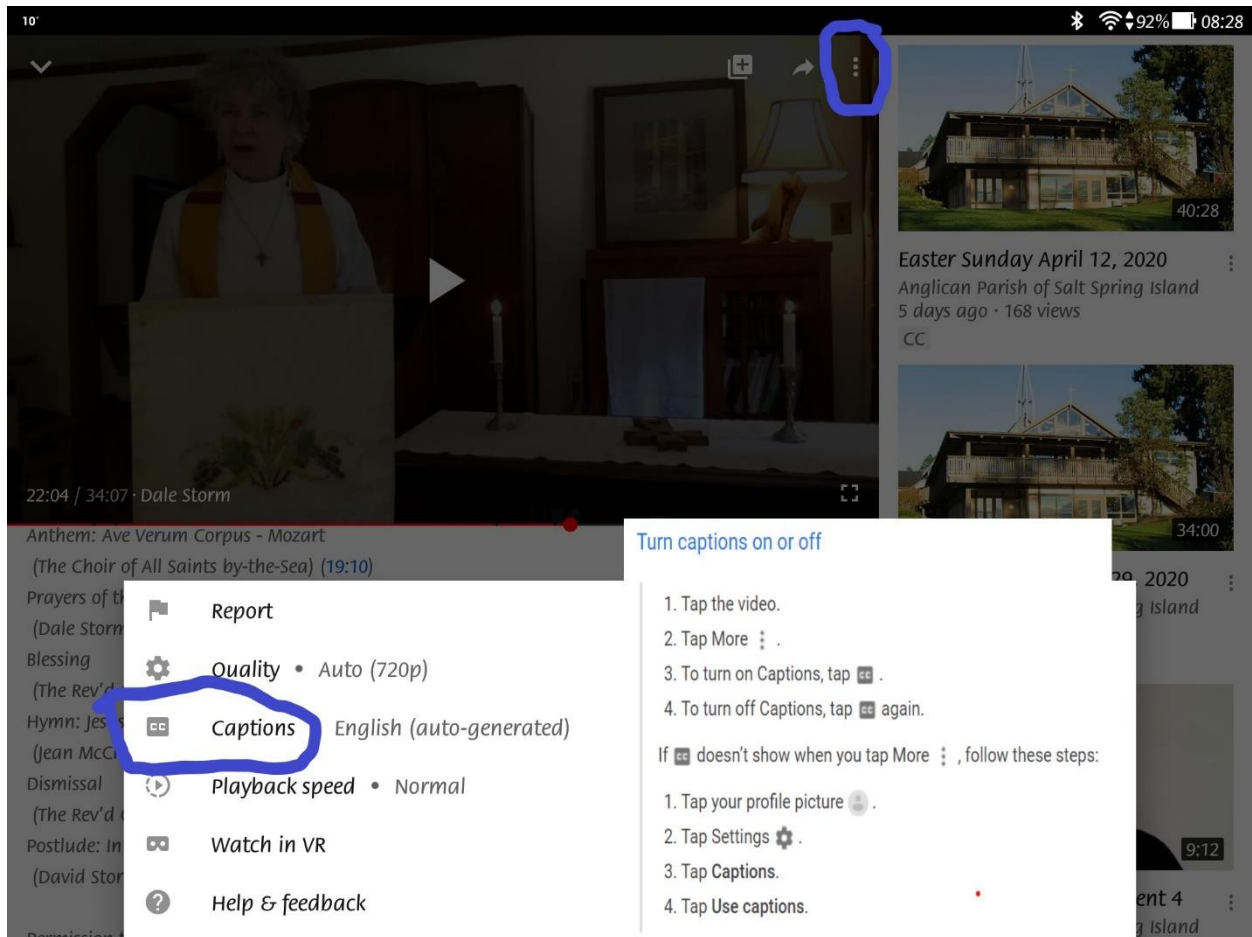
1. Tap the video.
2. Tap **More**  .
3. To turn on Captions, tap  .
4. To turn off Captions, tap  again.



---

## Closed captions for Android tablet and smartphone

---



The screenshot shows a YouTube video player interface on an Android device. The video is titled "Easter Sunday April 12, 2020" by "Anglican Parish of Salt Spring Island". The video player is paused at 22:04 / 34:07. The settings menu is open, and the "Captions" option is highlighted with a blue circle. The "Captions" option is set to "English (auto-generated)".

**Turn captions on or off**

1. Tap the video.
2. Tap More  $\ddots$ .
3. To turn on Captions, tap  $\text{CC}$ .
4. To turn off Captions, tap  $\text{CC}$  again.

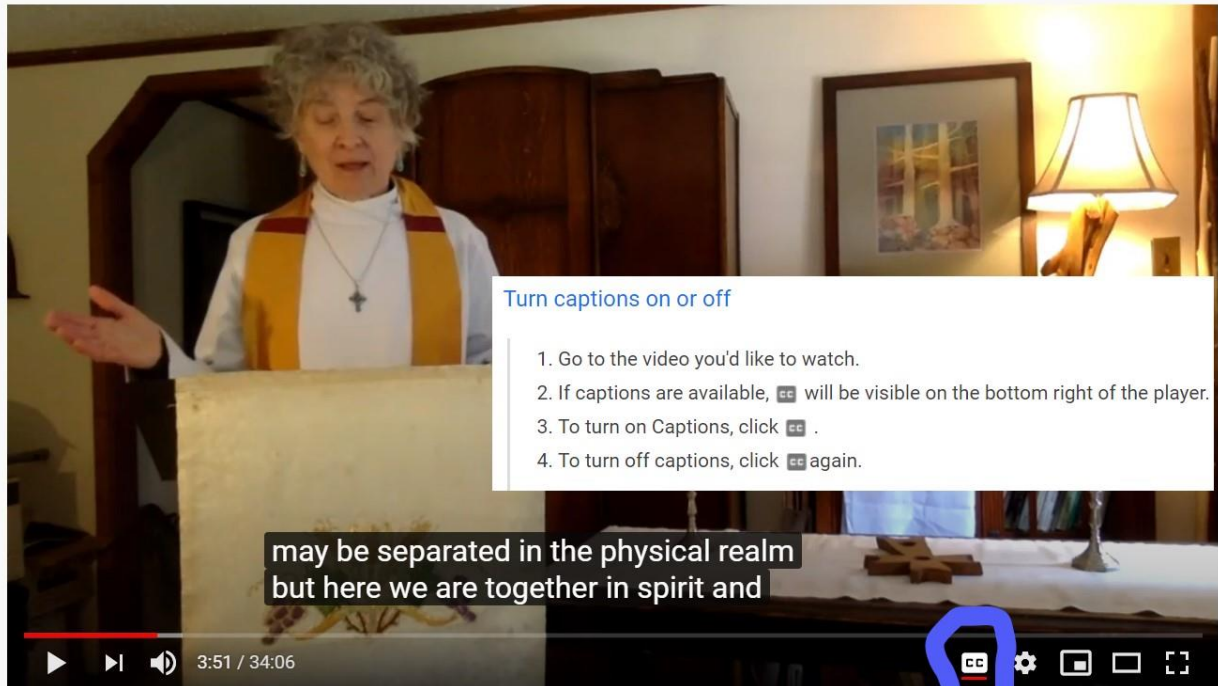
If  $\text{CC}$  doesn't show when you tap More  $\ddots$ , follow these steps:

1. Tap your profile picture  $\text{👤}$ .
2. Tap Settings  $\text{⚙️}$ .
3. Tap Captions.
4. Tap Use captions.




---

## *Closed captions for desktop and laptop computers*

---








Turn captions on or off

1. Go to the video you'd like to watch.
2. If captions are available,  will be visible on the bottom right of the player.
3. To turn on Captions, click  .
4. To turn off captions, click  again.

may be separated in the physical realm  
but here we are together in spirit and

3:51 / 34:06

#A